



Mid-Model Update

Product Enhancements





COMMITMENT TO INNOVATION

After a few years of production of the Ramjet, we have continued to listen to our customers. We have implemented these improvements in this Ramjet mid-model update.




Control Panel

- Increased vertical distance from display to joystick
- Improved option integration
- Rodder pump switch to keypad
 - Option to double tap or long press
- New control box rotation
- New visor holding eliminating the need for the cam latch

Before 2022 approx. 50" Extension

2022 approx. 44" Extension

-6"



Reduced Front Bumper Extension

- Reduced projection of control box
- Reduced projection of reel from the front bumper
- Overall length reduction of 6" between control box and front projection resulting in overall vehicle length reduction.



User Preferences

User Preferences

Low Water Level:

10 %

0100

Continuous Fill Low:

10

0100

Continuous Fill High:

90

0100

Rodder Pump Start Method

Press & HoldDouble Tap

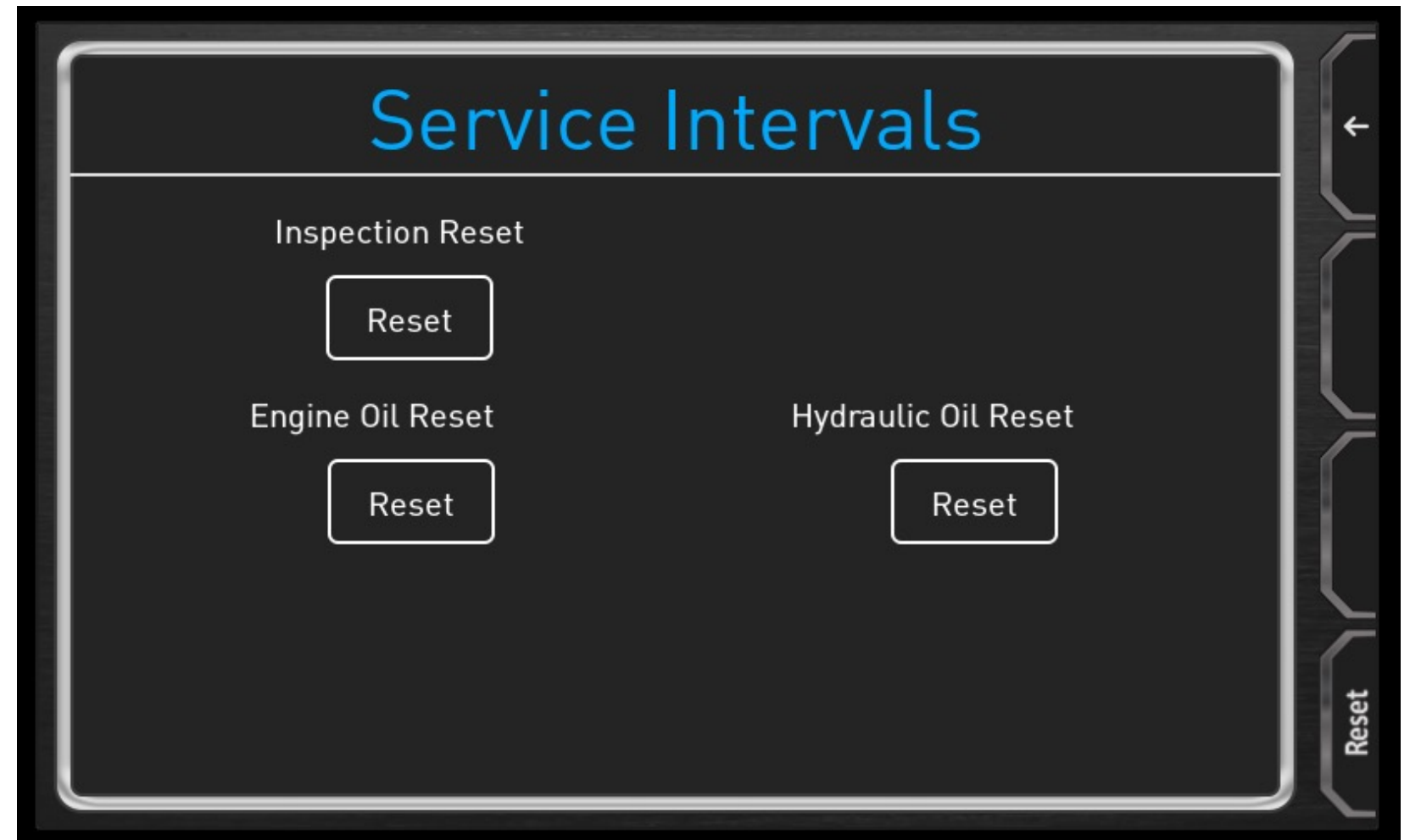
←

Page 2



NEW Service Intervals

how to set/reset them






Winterization Reminder

How to set / reset

Reduce Costs &
Improve Time



Vactor Module Disconnect



Summary of Product Updates

New Features

Taller Control Box

Improved Display Visor lid and lock

More Controls on the Panel

Reduced Front Projection

Consolidated Electrical System

Service Reminders

Winterization Reminder

Vactor Module Disconnect

Removed Features

Rear Backpack Mounting Cradle on the Hose Reel

Thank you!